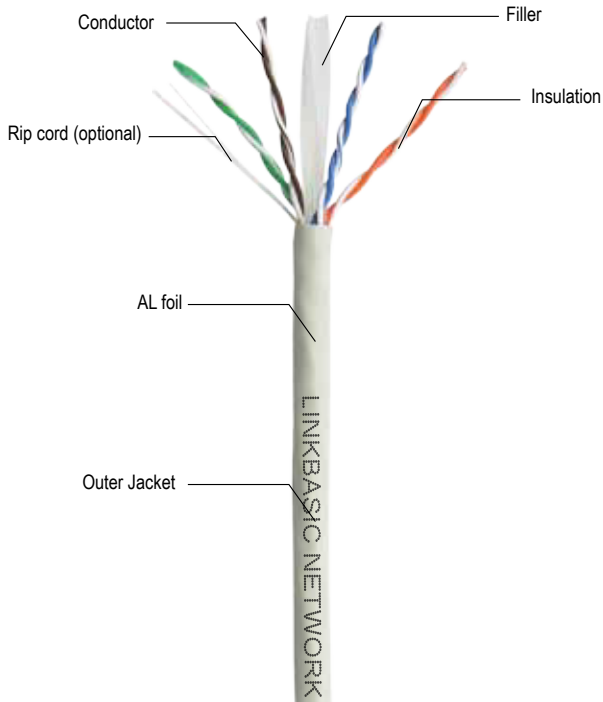


CAT 6 UTP STRANDED CABLE P/N:CLA04M-UC6 S/N:C04-002

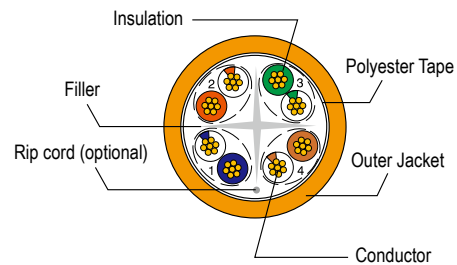
P/N: CLA04-UC6



STRANDED CABLE,CAT6,UTP,4pairs, 23AWG,1000feet



Product picture



Cross section
P/N: CLA04M-UC6

DESCRIPTION

- Rated temperature:70℃
- Reference standard:UL Subject 444, EIA/TIA 568B.2-10
- & ISO/IEC 11801, IEC 61156
- Solid bare copper conductor
- Colour-coded PE insulation
- Rip cord (optional)
- PVC or LSZH jacket
- Packaging: Reel,Reel in Box

APPLICATION

- 100 Base-T4
- 100Base-TX
- 100VG-AnyLAN
- 1000Base-T
- 1000Base-TX
- 155Mbps ATM
- 622Mbps ATM

CONSTRUCTION


Structure	Construction	UTP
	Number of Pairs	4 Pair
	AWG	24AWG
	Conductor Dimension (mm)	7*0.18±0.02mm
Insulation	Solid or Stranded; Bare or Tinned	Solid Bare Copper
	insulation material	HDPE
	Insulation Dimension (mm)	0.87±0.05mm
	Number Colour (Ring or Strip marking)	1.White/Blue(Ring) & Blue 2.White/Orange(Nng) & Orange 3.White/Gem(Rhg) & Green 4.White/Brown(Ping) & Btuwn
	Cross Filler	Yes
Shield	IndividualShield & Material	No
	Outer Shield & Material	No
	Drain Wire	No
Outer Jacket	Outer Jacket Material	PVC or LSZH
	Outer Jacket Ripcord	Based On Customer Requirements
	Overall Nominal Diameter (mm)	5.60±0.30mm

ELECTRICAL CHARACTERISTICS

MAX. Mutual Capacitance @ kHz	≤5.6 nF/100M
MAX. Capacitance unbalance (pF/ 100m)	≤330pF /100M(Per TIA/EIA-568B.2) ≤160pF /100M(Per IEC 61156)
Nominal Velocity of Propagation	64%
Max. Delay Skew (ns/100m)	≤45ns/100M
Max. Conductor DC Resistance @ 20 Deg. C	14.5Ω /100M (23AWG)
Max. DC Resistance unbalance @ 20 Deg. C	≤5%(per TIA/EIA-568B.2) ≤2%(per IEC 61156-5)
Mni. Insulation Resistance (MΩ/ k m)	5000
Max. Operating Voltage-UL	300V

MECHANICAL CHARACTERISTICS

Operating Temp. Range	-20~70°C
Max. Recommended Pulling Tension	110N
Min. Bend Radius (Install)	8 x O.D.
Flame Test	CMR



Cat 6 UTP Stranded Cable

RAL 7035

TIA/EIA 568-B.2 ELECTRICAL CHARACTERISTICS

Frequency (MHz)	Input Impedance (Ohms)	ATT (DB/100m)	RL (Db)	NEXT (Db)	PSNEXT (Db)	ELFEXT (Db/100m)	PSELFEXT (Db/100m)	PD (Ns/100m)
0.772	100±15	1.8	-	76.0	74.0	-	-	-
1	100±15	2.0	20.0	74.3	72.3	67.8	64.8	570.0
4	100±15	3.8	23.0	65.3	63.3	55.8	52.8	552.0
8	100±15	5.3	24.5	60.8	58.8	49.7	46.7	546.7
10	100±15	6.0	25.0	59.3	57.3	47.8	44.8	545.4
16	100±15	7.6	25.0	56.2	54.2	43.7	40.7	543.0
20	100±15	8.5	25.0	54.8	52.8	41.8	38.8	542.0
25	100±15	9.5	24.3	53.3	51.3	39.8	36.8	541.2
31.25	100±15	10.7	23.6	51.9	49.9	37.9	34.9	540.4
62.5	100±15	15.4	21.5	47.4	45.4	31.9	28.9	538.6
100	100±15	19.8	20.1	44.3	42.3	27.8	24.8	537.6
200	100±22	29.0	18.0	39.8	37.8	21.8	18.8	536.5
250	100±22	32.8	17.3	38.3	36.3	19.8	16.8	536.3

ORDER INFORMATION

Part number	Description	AWG	Standard color	packing Type	Carton	Carton measurement	Carton weight
CLA04M-UC6	Cat 6 UTP Stranded Cable	24AWG	RAL7035	Box	305m(1000ft)	L36.5cm× W25.5cm × H37cm	11.10KG