

NCB NETWORK SERVER CABINET

S/N:NO3

Part Number: NCB



Crescent lock



Asily assembled side panel



Symmetrical frame



Fixed shelf



Cooling fan



Bottom plate



Mounting rail with U mark



Rectangle venthole

STANDARD

Comply with ANSI/EIARS-310-D, DIN41491; PART1, IEC297-2, DIN41494; PART7 and GB/T3047.2-92 standard. Compatible with 19 inch international, Metric and ETSI standard.

MATERIALS

Produced by cold-rolled steel. Frame thickness: 1.2mm, square strip thickness: 2.0mm, shelf thickness: 1.2mm, side door thickness: 1.2mm, and thickness of smoky-gray stalinite 5.00mm.

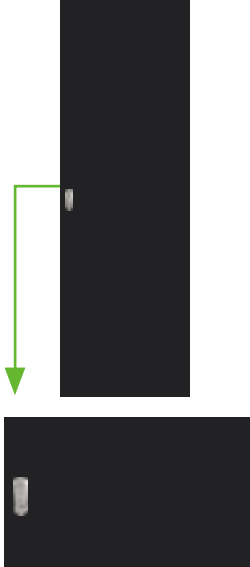
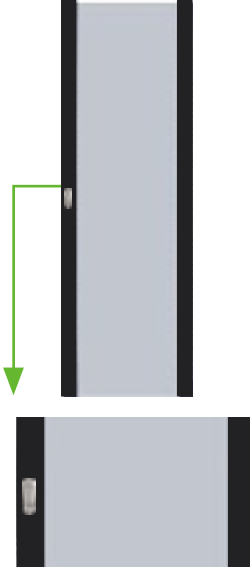


FEATURES



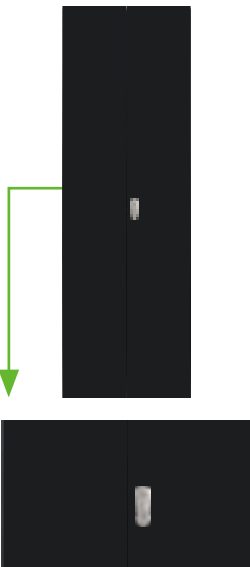

- Exquisite design reflects the ability of managing server.
- Can adapt to more servers with good compatibility. Perfect ventilation.
- Ventilated front door and rear door enable ventilation and reliable operation.
- Top and bottom wiring channel can be closed. The size of wiring hole on the bottom is adjustable. Equipped with ground screw.
- Optional plinth meets the requirement of cabinet fixation, bottom wiring, bottom ventilation and rat proof.
- Detachable doors ensure operation in all direction. Efficient and solid cabinet connection
- Can install castor and support feet at the same time. Max static loading capacity: 1000kg.
- High-class cabinet door lock with revolving handle
- Surface finish: degreasing, pickling, phosphoric, water cleaning, electrostatic powder coating (thickness: 80µm-100µm). Comply with ROHS.
- Colour: black or gray.
- Different height, width, depth and accessories are available.

APPLICATION

Widely used in machine room of Finance, Securities and Data Center, and specially designed for server. Can provide good performance and stable working environment for equipment in cabinet, and adopted by professional server suppliers, such as IBM, SUN, HP, COMPAQ, DELL, etc.

NCB CABINET

A=Steel casement door	B=Smoky-gray glass door	D=Perforation steel door	F=Double swing steel door (perforated)
			

H=Curved concavo-convex perforation steel door (hexagonal type)	I=Concavo-convex perforation steel door (hexagonal type)	J=Double swing steel door	N=Smoky-gray glass door with both sides punched
			

INTELLIGENT
CABLE SYSTEM

CAT 7
SYSTEM PRODUCTS

CAT 6A
SYSTEM PRODUCTS

CAT 6
SYSTEM PRODUCTS

CAT 5E
SYSTEM PRODUCTS

TELECOMMUNICATION
SERIES

COPPER SOLUTION
PRODUCTS
ACCESSORIES

FIBER OPTIC
SOLUTION PRODUCTS

CABINET&ENCLOSURE

NCB NETWORK SERVER CABINET

STANDARD ACCESSORIES

S/N	Specification	Qty	Unit	Material	Surface finish	Remark
1	Top cover	1	Pcs	1.2mm cold rolled steel	Powder coated	---
2	Frame	2	Pcs	1.2mm cold rolled steel	Powder coated	---
3	Front door	1	Pcs	1.2mm cold rolled steel	Powder coated	B type door
4	Side door	2	Pcs	1.2mm cold rolled steel	Powder coated	With lock
5	Rear door	1	Pcs	1.2mm cold rolled steel	Powder coated	A type door
6	Lock	4	Pcs	---	---	---
7	Mounting rail	4	Pcs	1.2mm cold rolled steel	Powder coated	1.5mm for 66
8	Mounting angle	6	Pcs	1.2mm cold rolled steel	Powder coated	---
9	Bottom plate	1	Pcs	1.2mm cold rolled steel	Powder coated	---
10	Spacer	12	Pcs	---	---	Width 800mm
11	Fixed shelf	3	Pcs	1.2mm cold rolled steel	Powder coated	2pcs under 32U, 1pcs under22U
12	Heavy duty castors	4	Pcs	---	---	---
13	Feet	4	Pcs	---	---	---
14	Cage and nuts	40	Pcs	---	---	20pcs under 32U
15	Fan	4	Pcs	---	---	2 fan for 600mm depth
16	6 way power strip	1	Pcs	---	---	---
17	Wrench	1	Pcs	---	---	---

NCB NETWORK SERVER CABINET

ORDER INFORMATION

Part No.	Capacity/U	Width/mm	Depth/mm	Height/mm	Carton measurement			Volume/CBM			
					Width/M	Depth/M	Height/M				
NCB18-66-#*☆	18U	600	600	988	0.63	0.63	1.02	0.40			
NCB22-66-#*☆	22U	600	600	1166	0.63	0.63	1.20	0.48			
NCB22-68-#*☆		600	800		0.63	0.68		0.63			
NCB27-66-#*☆	27U	600	600	1388	0.63	0.63	1.42	0.56			
NCB32-66-#*☆	32U	600	600	1610	0.63	0.63	1.64	0.65			
NCB32-68-#*☆		600	800		0.63	0.83		0.86			
NCB37-66-#*☆	37U	600	600	1833	0.63	0.63	1.86	0.74			
NCB37-68-#*☆		600	800		0.63	0.83		0.97			
NCB37-610-#*☆		600	1000		0.63	1.04		1.22			
NCB37-88-#*☆		800	800		0.83	0.83		1.28			
NCB37-810-#*☆		800	1000		0.83	1.04		1.61			
NCB42-66-#*☆	42U	600	600	2055	0.63	0.63	2.08	0.83			
NCB42-68-#*☆		600	800		0.63	0.83		1.09			
NCB42-610-#*☆		600	1000		0.63	1.04		1.36			
NCB42-611-#*☆		600	1100		0.63	1.14		1.49			
NCB42-612-#*☆		600	1200		0.63	1.24		1.62			
NCB42-86-#*☆		800	600		0.83	0.63		1.09			
NCB42-88-#*☆		800	800		0.83	0.83		1.43			
NCB42-810-#*☆		800	1000		0.83	1.04		1.80			
NCB42-811-#*☆		800	1100		0.83	1.14		1.96			
NCB42-812-#*☆		800	1200		0.83	1.24		2.14			
NCB47-66-#*☆		47U	600		600	2277		0.63	0.63	2.30	0.91
NCB47-68-#*☆			600		800			0.63	0.83		1.20
NCB47-610-#*☆	600		1000	0.63	1.04		1.51				
NCB47-88-#*☆	800		800	0.83	0.83		1.58				
NCB47-810-#*☆	800		1000	0.83	1.04		1.99				

REMARKS

*=Front door #=Rear door

COLOR

☆ = Colors A= Black (RAL9004) B=Gray(RAL7044)

