


FEATURES

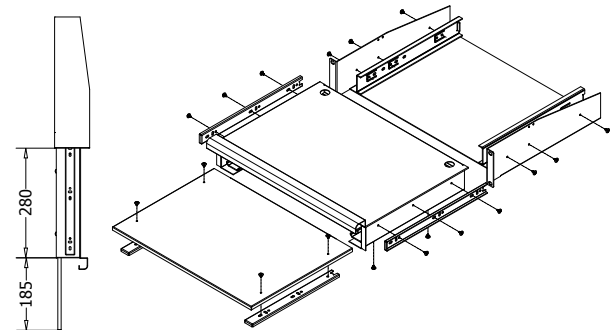
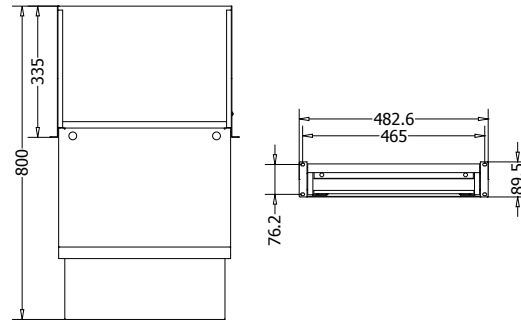
- Materials: 1.2mm cool rolled steel.
- Rail: 12'/14' 2-section slide rail
- Load bearing: 20kg
- Color: black/gray
- Features: sliding smoothly, stall free, with slot limit.
- Surface finish: Degreasing, phosphoric, water cleaning, electro-static powder coating
- Installing: fixed by square nuts
- Installing position: level fixed on the mounting rail, according to operational comfort.
- Applications: setting keyboard.
- Remarks: Wide sliding shelf for 800mm deep cabinet. Others for 600mm cabinet.

ORDER INFORMATION

Part number	Description(Ohms)	Applications
CFE60-*	Keyboard panel-60	19' cabinet



KEYBOARD PANEL,Black or Gray.



COLOR

* = COLOR A = black(RAL9004) B = gray(RAL7044)