



DESCRIPTION

- As part of LINKBASIC Cat5E UTP solution, Cat5E UTP Keystone jacks' performance exceeds all requirements for Cat5E components, including NEXT, FEXT, attenuation and return loss; guarantees 250MHZ broadband transmission, long-term reliability and stability; Can be mounted on the wall or the office furniture, suitable for connection between workspace and Equipment room.

FEATURES

- Exquisite and compact appearance.
- Can be mounted on the surface on the wall or the office furniture.
- Appropriate channel for cable entry
- Effective protection for patch cable
- No screws outside looking for the outer cover
- Unique design of balance circuit board and line pair decrease cross talk and increase allowance.
- Available in T568A/B wiring shemes. Wire map are printed clearly on jacks.
- 250MHZ available bandwidth provides more allowance than Cat5E.
- Beyond comparison 1.2 GB/s transmission rate
- Backward compatibility for Cat5
- Unique design of IDC terminating compliant with 110 and Krone tools.
- One-wire type IDC terminating interface with swiftly separating wire pair make installation easy and suitable for various installation circumstances.
- High-strength PC material for terminating housing ensure more than 250 times terminating.
- Clearly coding T568A/B coding prevents mistaken terminating.
- Latch design on terminating protective cap can prevent cable from over bending or falling off after termination, and prevent contact point from damage.

APPLICATION

- Communication outlet

SPECIFICATION

- Suitable for 24AWG cable
- IDC terminating interface
- Durability: 1500 times plugging
250 times terminating

PHYSICAL CHARACTERISTICS

- IDC interface
- IDC clip: phosphor bronze.
- Module style jack socket
- Contact: phosphor bronze with 25μ" gold plating

COUPLER, CAT5E, UTP,desktop style,90degree,one port. S/N:C06-006




JKE01-UC5E

CAT 5E UTP SINGLE COUPLER (desktop style, 90 degree)

ELECTRICAL CHARACTERISTICS

| | |
|--------------------------------|----------------------|
| Dielectric strength | 1,000V RMS 60Hz/1min |
| Rated current | Maximum 1.5A |
| Insulation resistance(minimum) | 500megohm |
| Contact resistance(maximum) | 100milliohm |

PRODUCT FIGURE





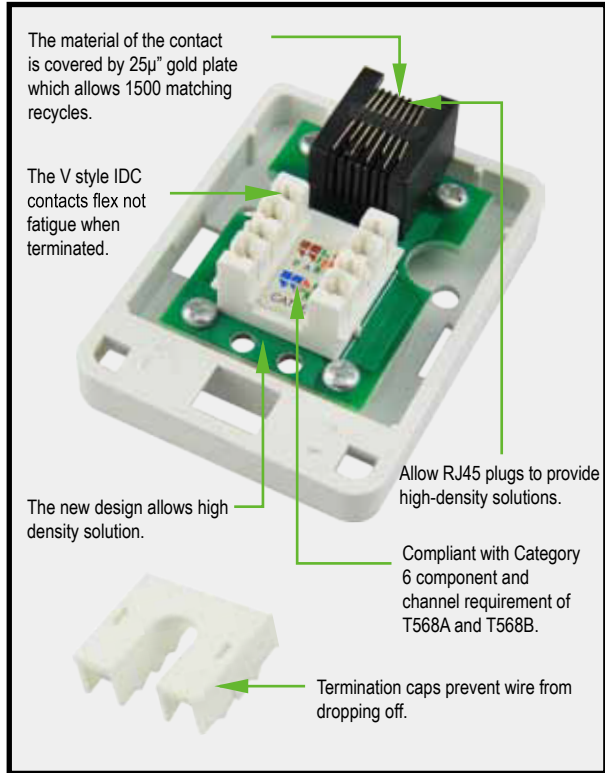
LINKBASIC

CAT 5E UTP SYSTEM PRODUCTS

CAT 5E UTP SINGLE COUPLER

P/N: JKE01-UC5E


PRODUCT FIGURE



TRANSMISSION PERFORMANCE

| Frequency (MHz) | Insertion loss (Db) | Next (Db) | PSNext (Db) | RL (Db) |
|-----------------|---------------------|-----------|-------------|---------|
| 1 | 0.02 | 86.3 | 58.1 | 87.0 |
| 4 | 0.03 | 75.8 | 48.5 | 76.3 |
| 8 | 0.04 | 70.2 | 43.2 | 70.4 |
| 10 | 0.03 | 68.6 | 42.0 | 68.8 |
| 16 | 0.2 | 65.0 | 38.2 | 64.5 |
| 20 | 0.09 | 63.2 | 36.4 | 62.7 |
| 25 | 0.08 | 61.4 | 34.8 | 60.8 |
| 31.25 | 0.05 | 59.7 | 32.9 | 58.6 |
| 62.5 | 0.07 | 54.4 | 27.2 | 52.3 |
| 100 | 0.09 | 50.7 | 23.7 | 47.3 |

INSTALLATION INSTRUCTIONS



Insert each wire into the appropriate channel according to the color code on the module



Fix the cable by the nylon cable tie.



Terminate wires using Linkbasic tool (P/N:TLA11)



Install dust caps by snapping into appropriate place as shown.



Finish the installation.

ORDER INFORMATION

| Part number | Description | standard color | Inner box | Carton | Carton measurement | Carton weight |
|-------------|--|----------------|-----------|--------|----------------------------|---------------|
| JKE01-UC5E | CAT5E unshielded single coupler(90 degree) | White | 20PCS | 200PCS | L 53.5cm×W 31.3cm×H 23.4cm | 8.50KG |



LINKBASIC

WWW.LINKBASIC.COM

CAT 5E UTP SINGLE COUPLER

Copper solution