




LINKBASIC

# CAT 5E UTP SYSTEM PRODUCTS

CAT 5E UTP 24-PORT PATCH PANEL P/N: PND24-UC5E S/N: C06-009

P/N: PND24-UC5E



Bold port numbering enables quick and ready identification of outlets .

PATCH PANEL, CAT5E, UTP, 19inch, T568A/B, 24ports, 1U, IDC type.

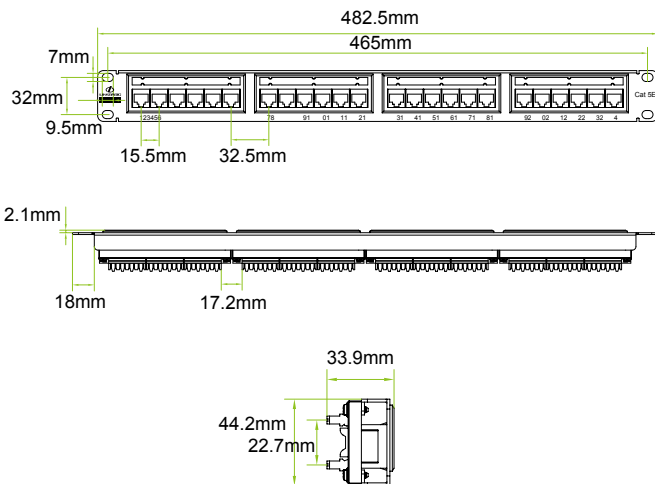
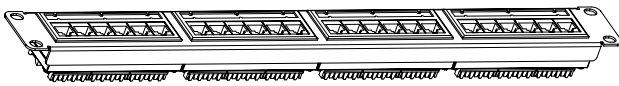
Front surface is uninterrupted by screw heads for a clean appearance .

Fit for the 110 punch down tools.

Blank anodized panels can be mounted directly to an EIA standard 19 inch rack or cabinet

Feature universal wiring for both T 568A and T 568B and voice application .

## PRODUCT FIGURE



## DESCRIPTION

The patch panel is a 19 inch rack mountable RJ45 jack panels , Each panel has cutouts that accept virtually all snap-in jacks , the kits includes the new icon labels with plastic holders that you mount on the front of the panel for easy port identification .Blank anodized panels can be mounted directly to an EIA standard 19 inch relay back or cabinets .

## FEATURES AND BENEFITS

- Design to mount to any standard 19" rack or cabinet
- 24 -port Cat 5E Patch panel .
- Space saving ,high-density 1U .
- Black Electrostatic Powder-Coated Steel: phosphor bronze with tin plating over nickel . Meet or exceed the requirement of ANSI /TIA/EIA 568B.2
- Use keystone jacks and keystone inserts to configure your panel to accommodate a variety of schemes
- Sturdy Aluminum Plate around RJ 45 Jacks
- Phosphor bronze with 6-50 micro inches gold plated .
- Available with T568 A .T568 B wiring pattern and meeting the requirement of Cat 5E standard .
- Color Coded TIA/EIA 568A (international) and 568B (AT&T Standard) Wiring For Easy Installation
- Termination accepts 22,24 26 AWG (0.64 ,0.5 and 0.4 )solid wires
- Metal sheet: Corrosion resistant steel
- Plastic :fire self -extinguish high impact plastic

CAT 5E UTP 24-PORT PATCH PANEL

Copper solution



LINKBASIC

WWW.LINKBASIC.COM



LINKBASIC

# CAT 5E UTP SYSTEM PRODUCTS


CAT 5E UTP 24-PORT PATCH PANEL

P/N: PND24-UC5E


## INSTALLMENT INSTRUCTIONS




View the color on the rear of the panel to determine proper location of the conductors based upon preferred wiring scheme.



Insert each wire into the appropriate channel according to the color code on the panel.



Terminate wires using Linkbasic tool (P/N: TLA01) or equivalent.



Inspect wires to ensure proper color-coding following termination.



PND24-UC5E

Cat 5E UTP 24-port patch panel

## ORDER INFORMATION

Part number	Description	Standard Color	Inner box	Carton	Carton measurement	Carton weight
PND24-UC5E	24-port Cat5e unshielded patch panels (IDC style)	Black	1PC	10PCS	L 53.5cm× W 31.3cm × H 23.4cm	8.20KG

CAT 5E UTP 24-PORT PATCH PANEL

Copper solution



LINKBASIC

WWW.LINKBASIC.COM