

P/N:NCF



CABINET,F style.

## STANDARD

Comply with ANSI/EIARS-310-D, DIN41491;PART1, IEC297-2, DIN41494;PART7, GB/T3047.2-92 standard. Compatible with metric-ETSI and 19 inch international standard .

## FEATURES

- Surface finish: degreasing, pickling, phosphoric, powder coating . The thickness of powder coating is 80µm-100µm .
- Curved perforated front door and double-section rear door enable equipment protection, reliable operation with ventilation rate above 80% .
- Double-section side panels, each panel can be easily assembled separately.
- Top and bottom wiring channel can be closed and adjustable.
- Backside with a pair of vertical cable management .
- Mounting rail with U mark.
- Efficient and solid cabinet connection.
- With earthing kits.
- Advanced lock .
- Optional plinth to meet under-base wiring, ventilation and rat-proof .
- Adjustable feet and heavy duty castors are available at the same time , static loading: 1600KG .
- Full range of optional accessories.

## MATERIALS

Cold-rolled steel sheet. Thickness for frame 2.0mm, mounting rail 2.0mm, side panel 1.5mm, fixed shelf 1.5mm

## APPLICATION

Widely applied in Finance, Securities and Data Centre and adpted by professional servers' network providers, as IBM, SUN, HP, COMPAQ, DELL, etc .



Frame with scale mark



Mounting rail with U mark



Connection kits



Removable double-section side panel

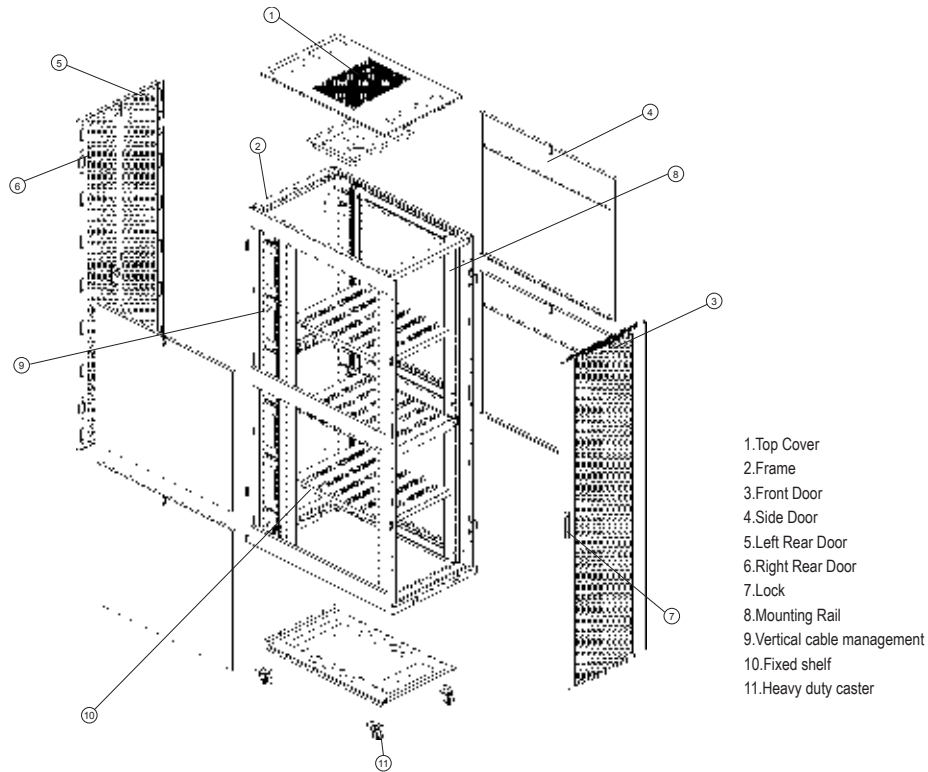


Backside with a pair of vertical cable management



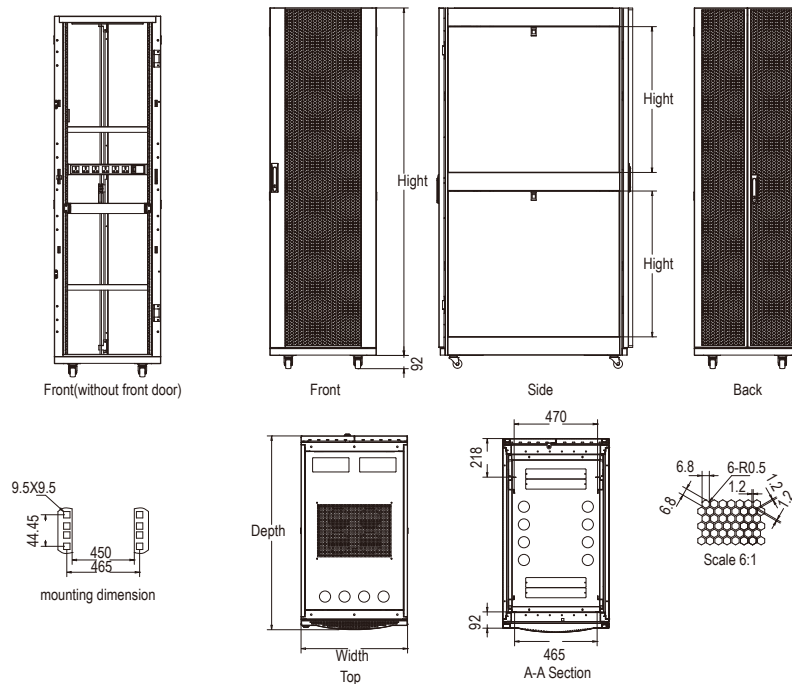
Enhanced hinge

## STRUCTURAL (WIDTH 600MM)



## DIMENSION (MM)

mm Unit of Measurement:mm



**STANDARD ACCESSORIES**

S/N	Specification	Qty	Unit	Material	surface finish	Remark
1	Top cover	1	Pcs	1.5mm cold rolled steel	Powder coated	---
2	Frame	2	Pcs	2.0mm cold rolled steel	Powder coated	---
3	Front door	1	Pcs	1.5mm cold rolled steel	Powder coated	K type door
4	Side panel	4	Pcs	1.5mm cold rolled steel	Powder coated	With lock
5	Left rear door	1	Pcs	1.5mm cold rolled steel	Powder coated	F type door
6	Right rear door	1	Pcs	1.5mm cold rolled steel	Powder coated	F type door
7	Lock	6	Pcs	---	---	---
8	Mounting rail	4	Pcs	2.0mm cold rolled steel	Powder coated	---
9	Mounting angle	6	Pcs	1.5mm cold rolled steel	Powder coated	---
10	Spacer	12	Pcs	---	---	Cabinet width:800mm
11	Fixed shelf	2	Pcs	1.5mm cold rolled steel	Powder coated	---
12	Vertical cable management	1	Pcs	1.5mm cold rolled steel	Powder coated	---
13	Heavy duty castors	4	Pcs	---	---	---
14	Feet	4	sets	---	---	---
15	Cage and nuts	40	Pcs	---	---	---
16	Fan	4	Pcs	---	---	---
17	6-way power strip	1	Pcs	---	---	2 fans for 600mm depth
18	Wrench	1	Pcs	---	---	---

**ORDER INFORMATION**

Part No	Capacity/U	Width/mm	Depth/mm	Height/mm	Carton measurement			Volume/CBM
					Width/m	Depth/m	Height/m	
NCF37-66-##☆	37U	600	600	1800	0.65	0.65	1.80	0.7605
NCF37-68-##☆		600	800		0.65	0.85		0.9945
NCF37-610-##☆		600	1000		0.65	1.05		1.2285
NCF37-88-##☆		800	800		0.85	0.85		1.3005
NCF37-810-##☆		800	1000		0.85	1.05		1.6065
NCF42-66-##☆	42U	600	600	2000	0.65	0.65	2.00	0.845
NCF42-68-##☆		600	800		0.65	0.85		1.105
NCF42-610-##☆		600	1000		0.65	1.05		1.365
NCF42-88-##☆		800	800		0.85	0.85		1.445
NCF42-810-##☆		800	1000		0.85	1.05		1.785
NCF47-66-##☆	47U	600	600	2200	0.65	0.65	2.20	0.9295
NCF47-68-##☆		600	800		0.65	0.85		1.2155
NCF47-610-##☆		800	1000		0.65	1.05		1.5015
NCF47-88-##☆		800	800		0.85	0.85		1.5895
NCF47-810-##☆		800	1000		0.85	1.05		1.9635









NCF CABINET

P/N:NCF

## RAMARKS

\* = Front door    # = Rear door

## DOORS

A= steel casement door	K= Curved perforated door	L= double swing steel door	N= Smoky-gray glass door with both sides punched
 	 	 	 

## COLOR

☆ = Colors

A= Black(RAL9004)

B=Gray(RAL7044)

